



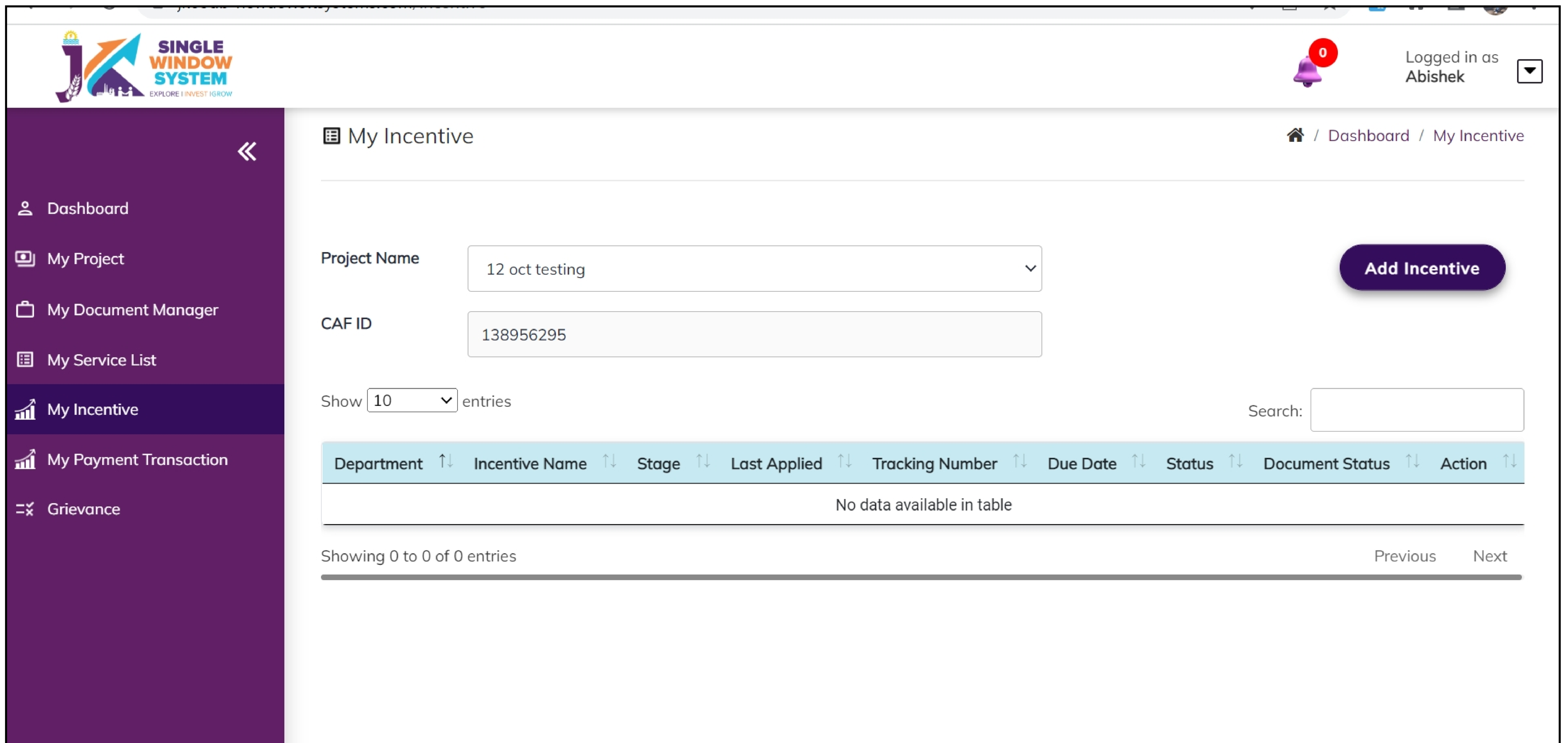
singlewindow.jk.gov.in

**Subsidy on Pollution Control
Devices under Jammu and Kashmir
Industrial Policy, 2021-30**

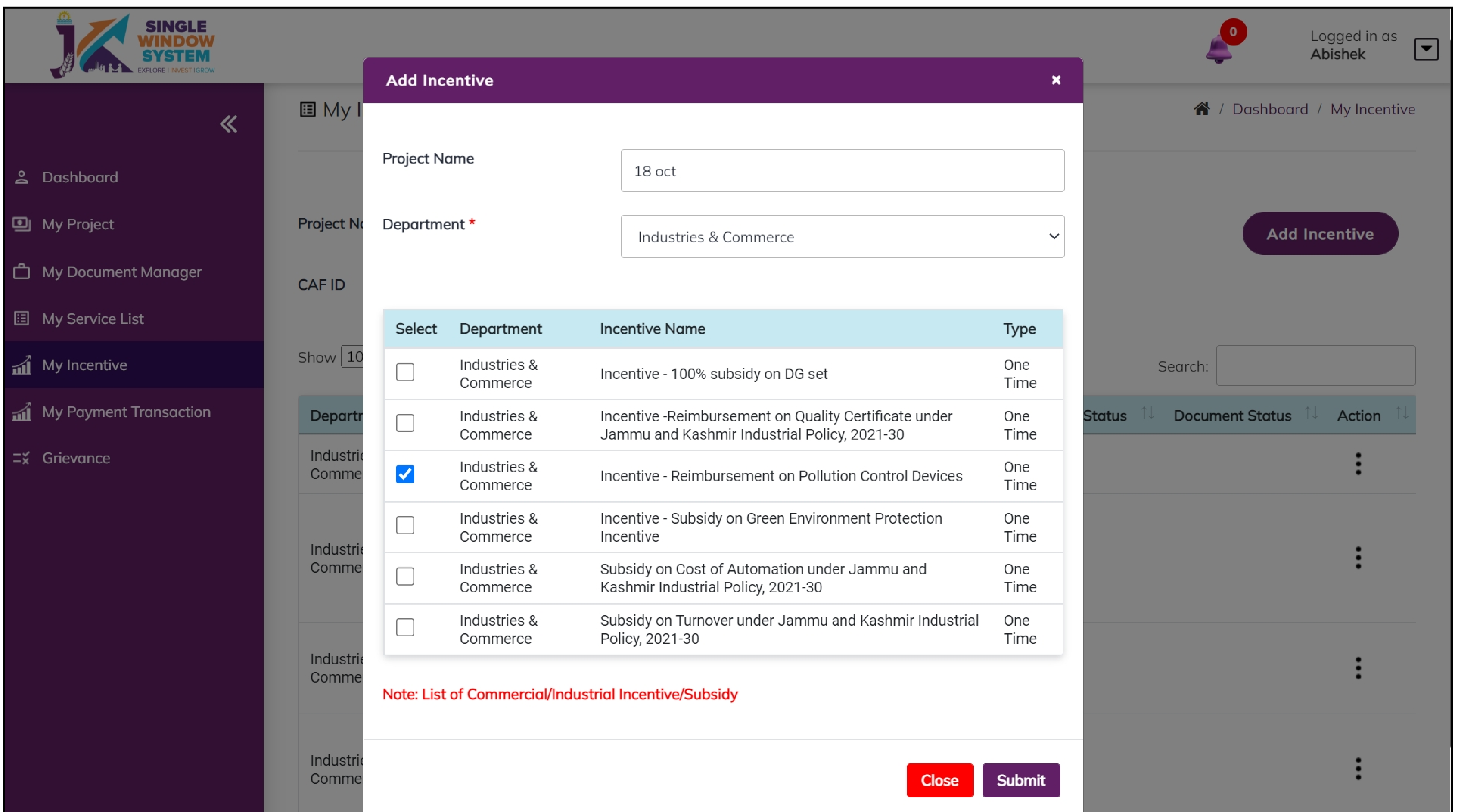
Single Window System - J & K

Subsidy on Pollution Control Devices under Jammu and Kashmir Industrial Policy, 2021-30

After login, select **My Incentive** from the left side menu. Click on **Add Incentive**.

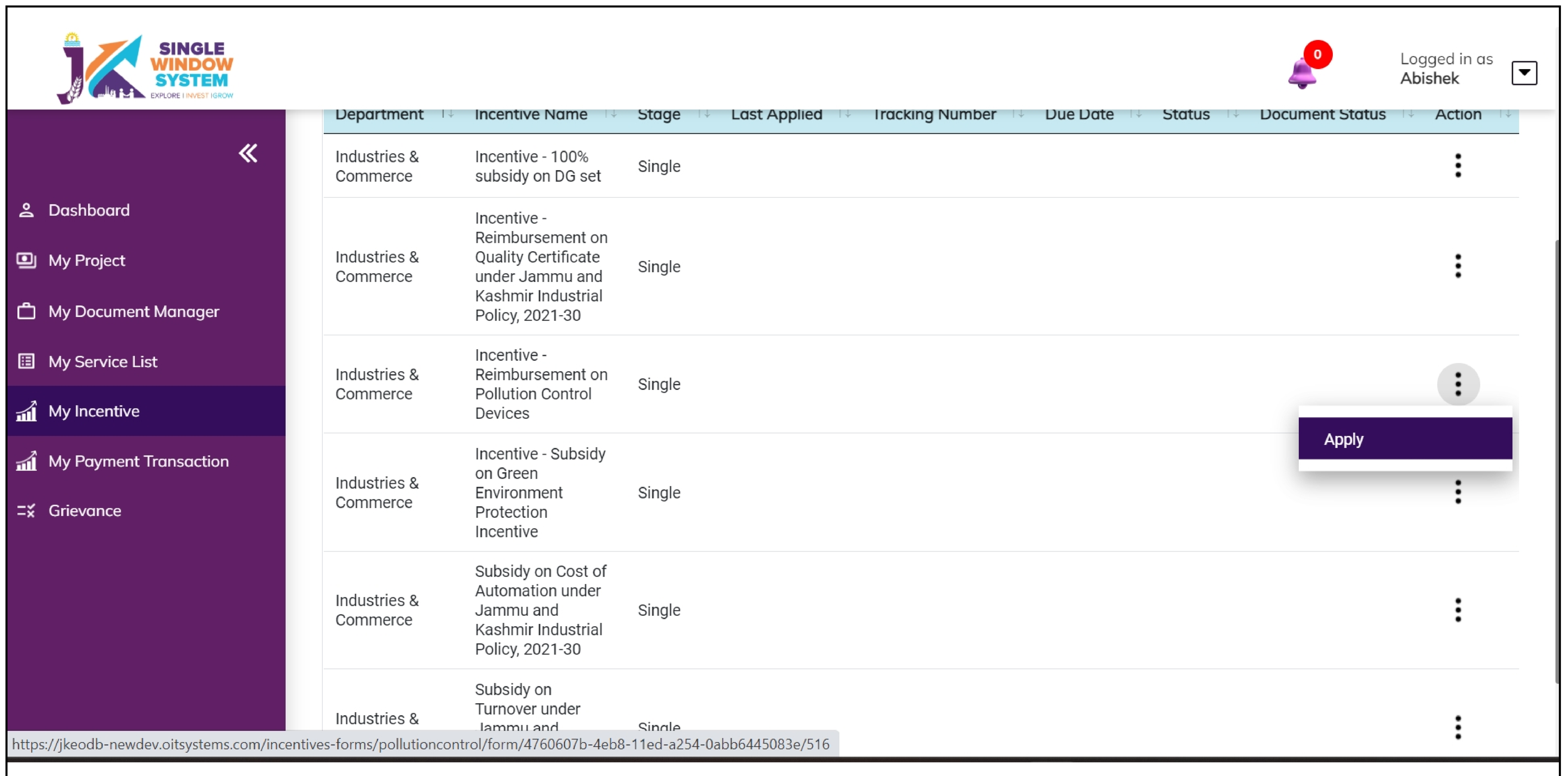


After clicking on **Add Incentive**, **Add Incentive** pop-up will appear.



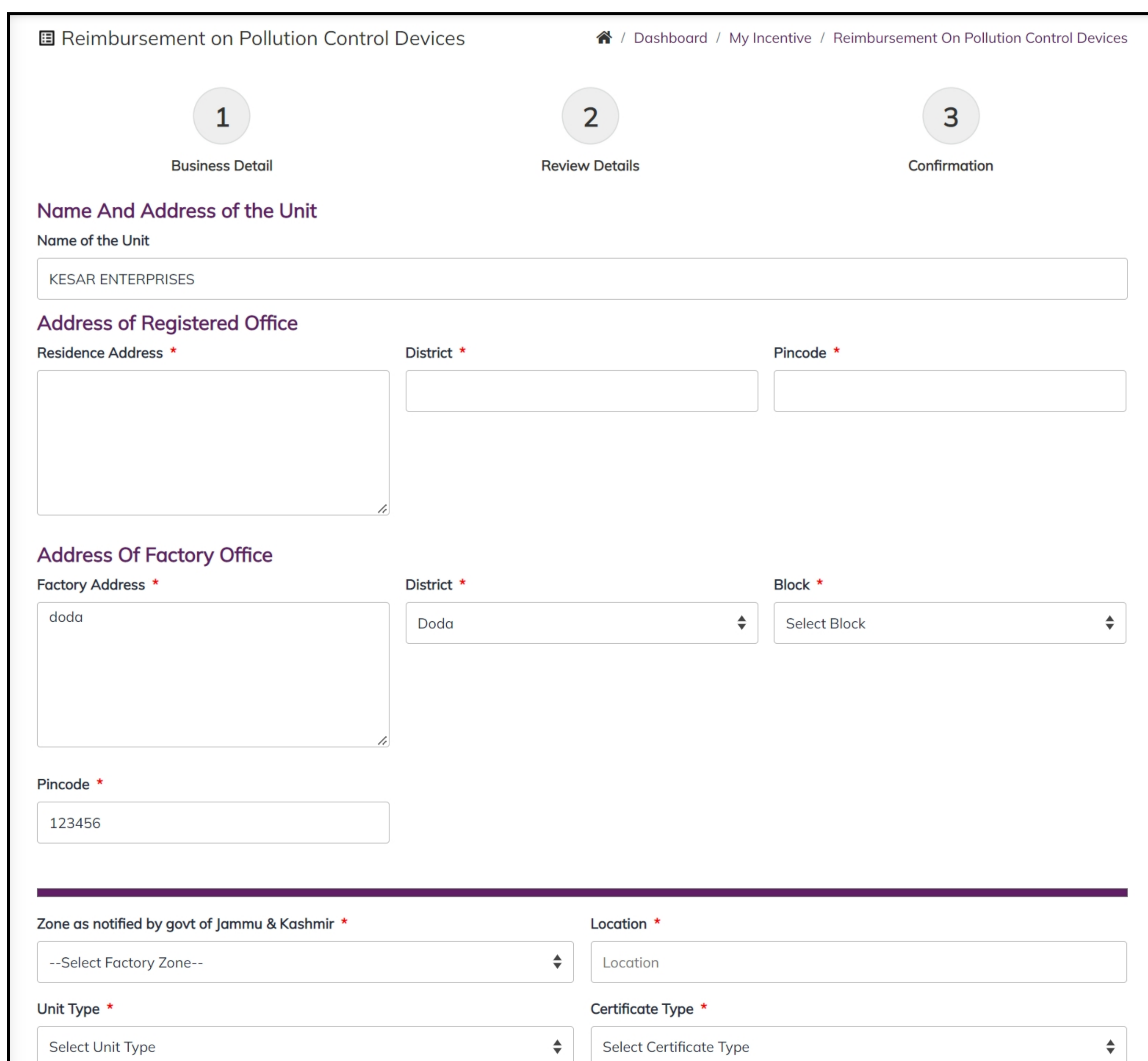
Select Department of Industries and Commerce in **Department** field and on Incentive Name, check the Incentive - Subsidy on Turnover under Jammu and Kashmir Industrial Policy, 2021-30 and click on the Submit button.

Click on the **Apply** action next to the Incentive- Subsidy on Turnover under Jammu and Kashmir Industrial Policy, 2021-30.



Department	Incentive Name	Stage	Last Applied	Tracking Number	Due Date	Status	Document Status	Action
Industries & Commerce	Incentive - 100% subsidy on DG set	Single						⋮
Industries & Commerce	Incentive - Reimbursement on Quality Certificate under Jammu and Kashmir Industrial Policy, 2021-30	Single						⋮
Industries & Commerce	Incentive - Reimbursement on Pollution Control Devices	Single						⋮
Industries & Commerce	Incentive - Subsidy on Green Environment Protection Incentive	Single						⋮
Industries & Commerce	Subsidy on Cost of Automation under Jammu and Kashmir Industrial Policy, 2021-30	Single						⋮
Industries & Commerce	Subsidy on Turnover under Jammu and Kashmir Industrial Policy, 2021-30	Single						⋮

Now, the following form will open which you have to fill to proceed:



1 Business Detail **2 Review Details** **3 Confirmation**

Name And Address of the Unit

Name of the Unit
KESAR ENTERPRISES

Address of Registered Office

Residence Address * District * Pincode *

Address Of Factory Office

Factory Address * District * Block *

doda Doda Select Block

Pincode *
123456

Zone as notified by gov't of Jammu & Kashmir * Location *

--Select Factory Zone-- Location

Unit Type * Certificate Type *

Select Unit Type Select Certificate Type

Name of the Unit- Enter the name of the Unit here.

- Address of Registered Office -

Residence Address- Enter here the full residence address.

District- Select the district from the dropdown list.

Pincode- Enter here the Pincode of registered office.

- Factory Office -

Address- Enter here the factory address.

District- Select the district from the dropdown list.

Block- Select the block from the dropdown list.

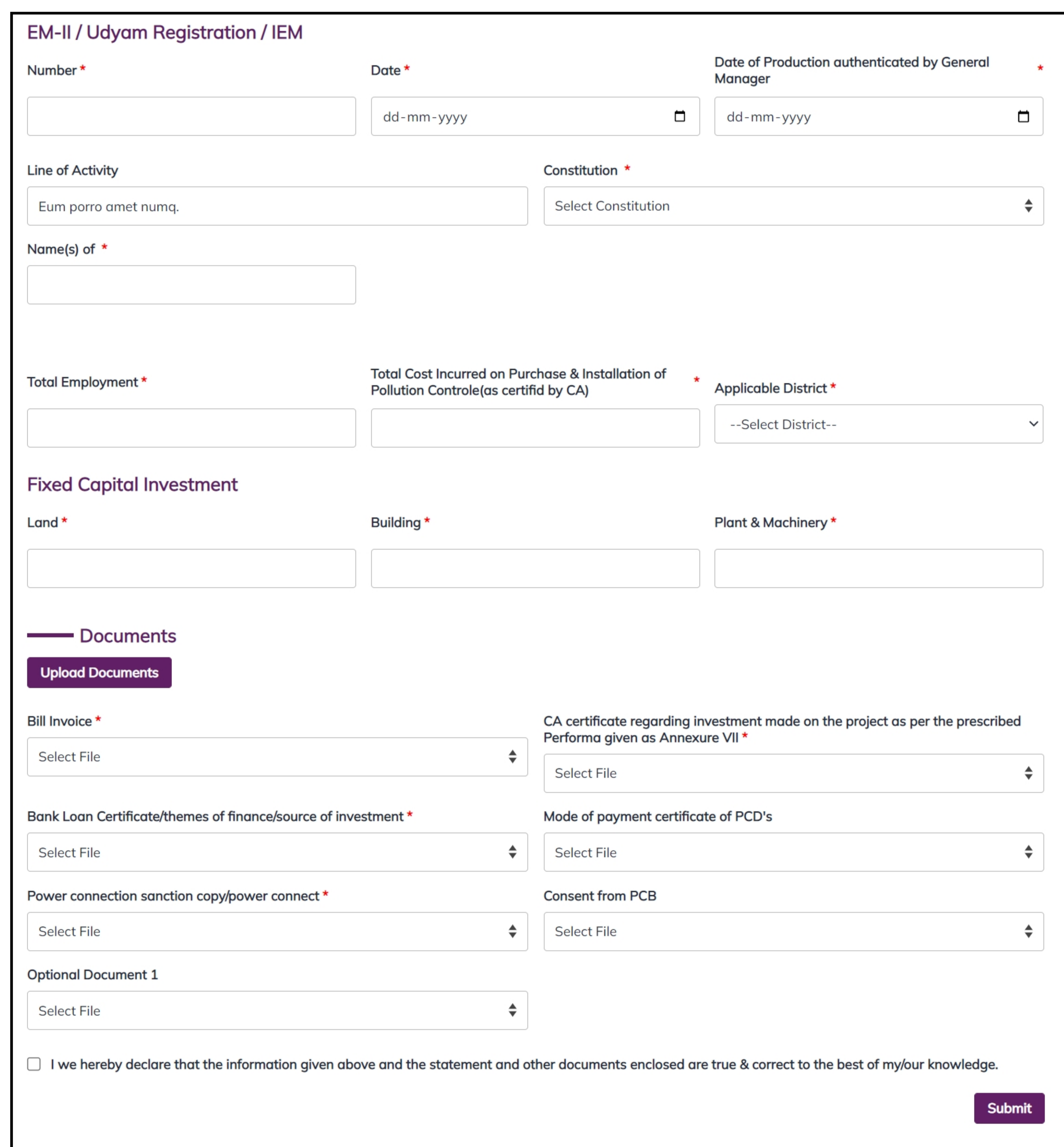
Pincode- Enter the Pincode of the factory office here.

Zone as notified by Govt of Jammu & Kashmir- Select the Zone as notified by Govt of Jammu & Kashmir.

Location- Enter the location here.

Unit Type- Select the unit type from the dropdown list.

Certificate Type- Select the certificate type from the dropdown list.



The screenshot shows a web form titled "EM-II / Udyam Registration / IEM". The form contains several input fields and dropdown menus. At the top, there are fields for "Number", "Date" (with a date picker), and "Date of Production authenticated by General Manager" (with a date picker). Below these are "Line of Activity" (with a text input containing "Eum porro amet numq.") and "Constitution" (a dropdown menu). A "Name(s) of" field is also present. Further down, there are fields for "Total Employment", "Total Cost Incurred on Purchase & Installation of Pollution Control (as certified by CA)", and "Applicable District" (a dropdown menu). A section titled "Fixed Capital Investment" includes fields for "Land", "Building", and "Plant & Machinery". A "Documents" section features an "Upload Documents" button and several "Select File" dropdowns for "Bill Invoice", "Bank Loan Certificate/themes of finance/source of investment", "Power connection sanction copy/power connect", "Optional Document 1", "CA certificate regarding investment made on the project as per the prescribed Performa given as Annexure VII", "Mode of payment certificate of PCD's", and "Consent from PCB". At the bottom, there is a checkbox for a declaration and a "Submit" button.

- EM-II/Udyam Registration/IEM -

Number- Enter the EM-II number here.

Date- Enter the date here.

Date of Production authenticated by General Manager- Enter the date of production authenticated by general manager here.

Line of Activity- Line of activity will display the CAF data.

Constitution- Select the constitution from the dropdown list.

Name(s) of- Here user have to enter name. Also, multiple names can be entered here.

Total Employment- Enter the total employment here.

Total Cost Incurred on obtaining the quality certificate (as certified by CA)- Enter the total Cost Incurred on obtaining the quality certificate (as certified by CA).

Applicable District- Select the applicable district from the dropdown list.

- Fixed Capital Investment -

Land- Enter here the land details.

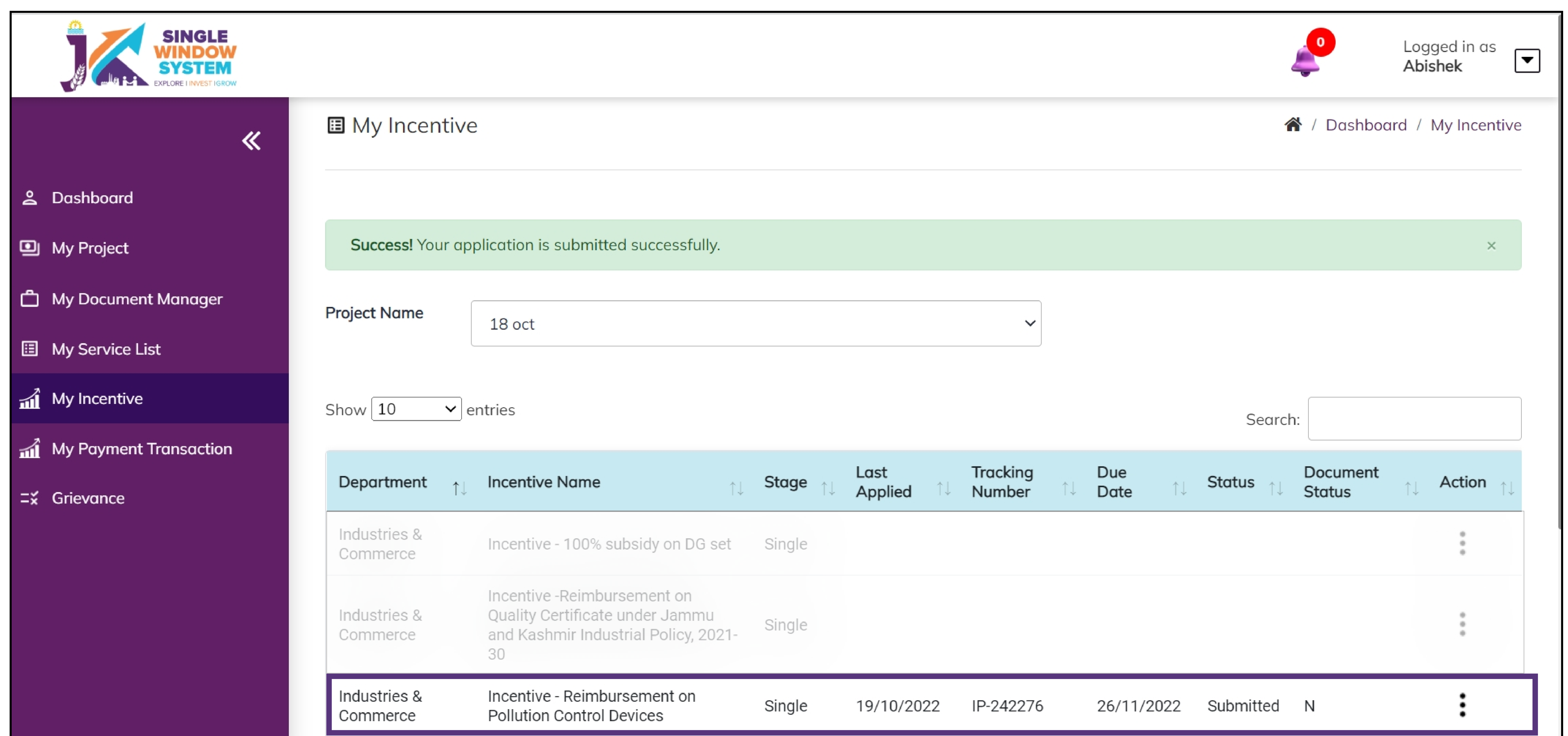
Building- Enter here the building details.

Plant & Machinery- Enter here the Plant & Machinery details.

Documents :

In the Documents section select the documents from the drop down menu. Select all the documents accordingly. If the document is not in the dropdown then you can add that document in document manager and your document will be then showing under the dropdown menu. Click on the I we hereby declare that the information given above and the statement and other documents enclosed are true & correct to the best of my/our knowledge. After filling all the required fields, click on the **Submit** button to proceed.

You can view all the filled details. To change/modify any details click on the **Edit** button, else click on the **Continue** button. Now, Incentive - Subsidy on Procurement of Quality Certificate under Jammu and Kashmir Industrial Policy, 2021-30 added.



The screenshot shows the 'My Incentive' page in a web application. At the top left is the 'SINGLE WINDOW SYSTEM' logo. The user is logged in as 'Abishek'. A green success message states: 'Success! Your application is submitted successfully.' Below this, there is a 'Project Name' dropdown menu currently set to '18 oct'. A 'Show 10 entries' filter and a search box are also present. The main content is a table with the following data:

Department	Incentive Name	Stage	Last Applied	Tracking Number	Due Date	Status	Document Status	Action
Industries & Commerce	Incentive - 100% subsidy on DG set	Single						⋮
Industries & Commerce	Incentive -Reimbursement on Quality Certificate under Jammu and Kashmir Industrial Policy, 2021-30	Single						⋮
Industries & Commerce	Incentive - Reimbursement on Pollution Control Devices	Single	19/10/2022	IP-242276	26/11/2022	Submitted	N	⋮