



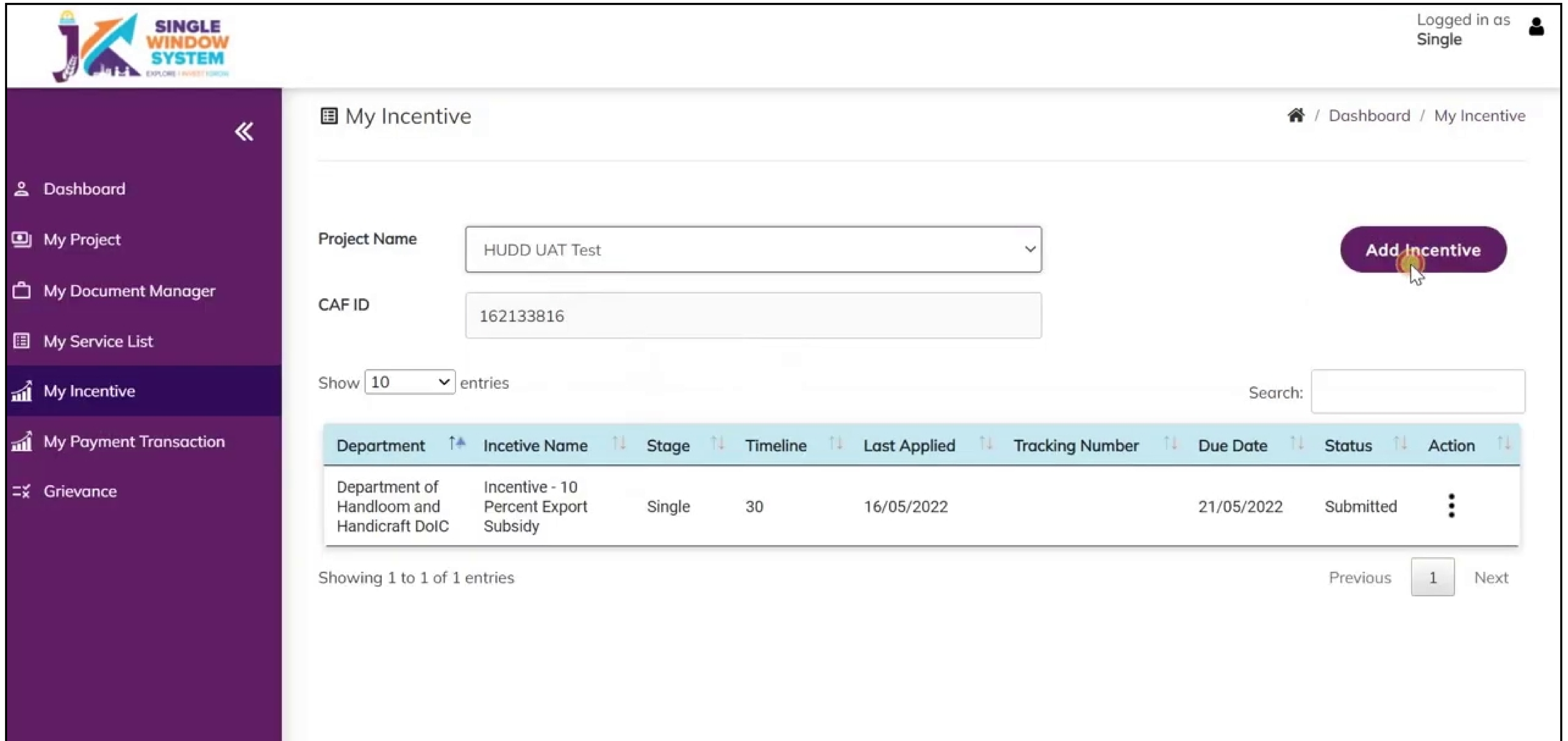
[singlewindow.jk.gov.in](http://singlewindow.jk.gov.in)

**100% Subsidy on DG Set under  
Jammu and Kashmir  
Industrial Policy, 2021-30**

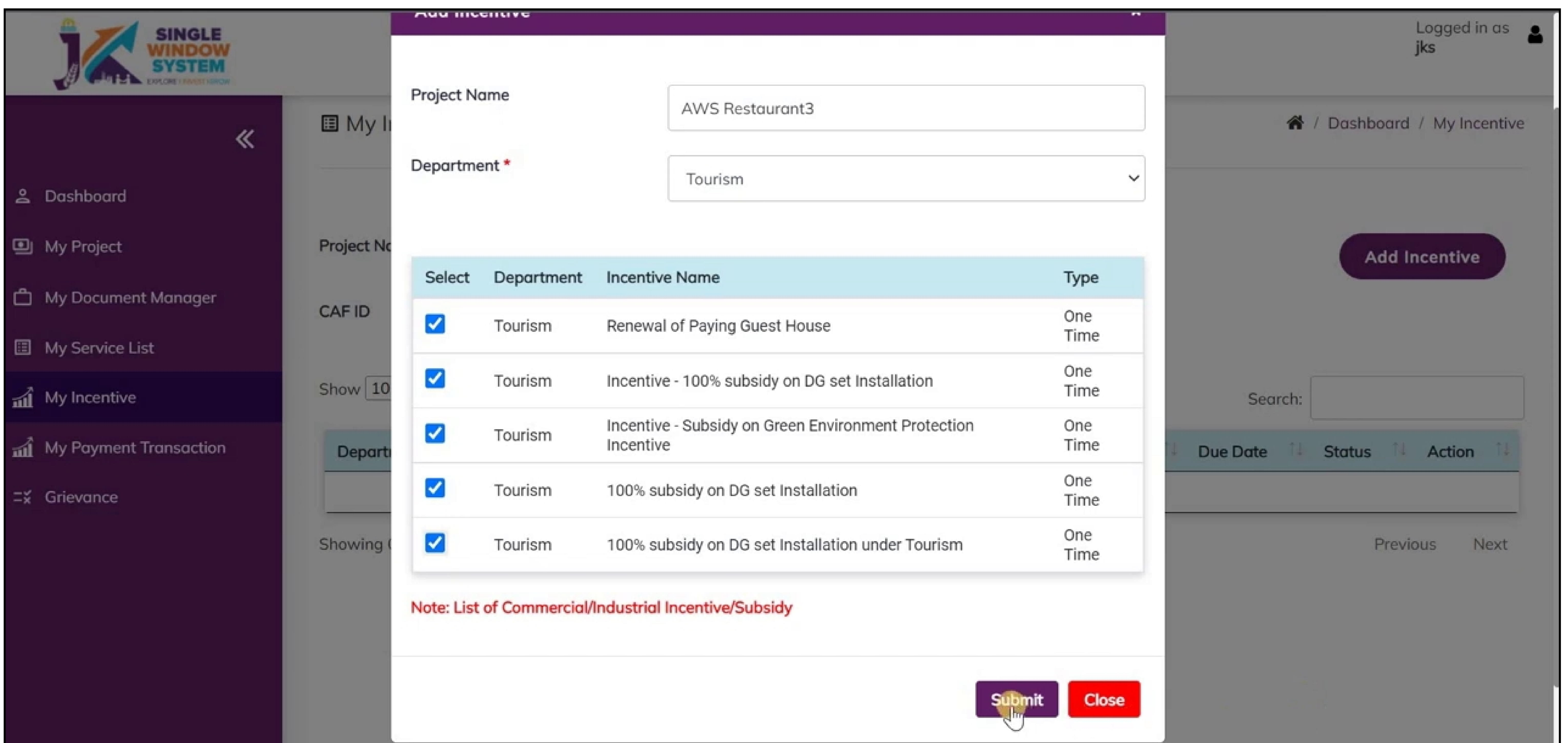
Single Window System - J & K

# 100% Subsidy on DG Set under Jammu and Kashmir Industrial Policy, 2021-30

After login, select **My Incentive** from the left side menu. Click on **Add Incentive**.

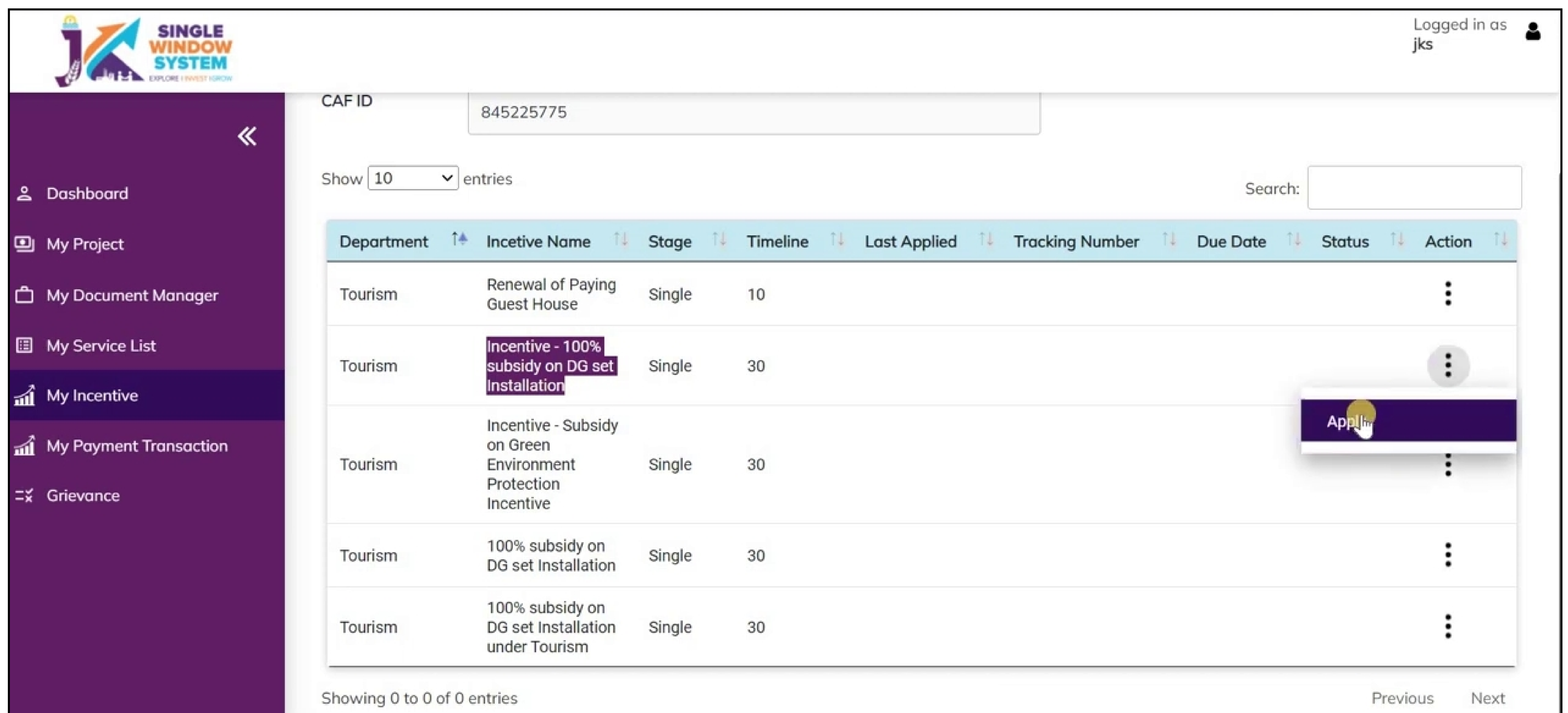


After clicking on **Add Incentive**, **Add Incentive** pop-up will appear.



Select Department of Tourism in **Department** field and on Incentive Name, check the **Incentive - 100% Subsidy on DG Set Installation** and click on the **Submit** button.

Click on the **Apply** action next to the Incentive- 100% Subsidy on DG Set Installation



CAF ID: 845225775

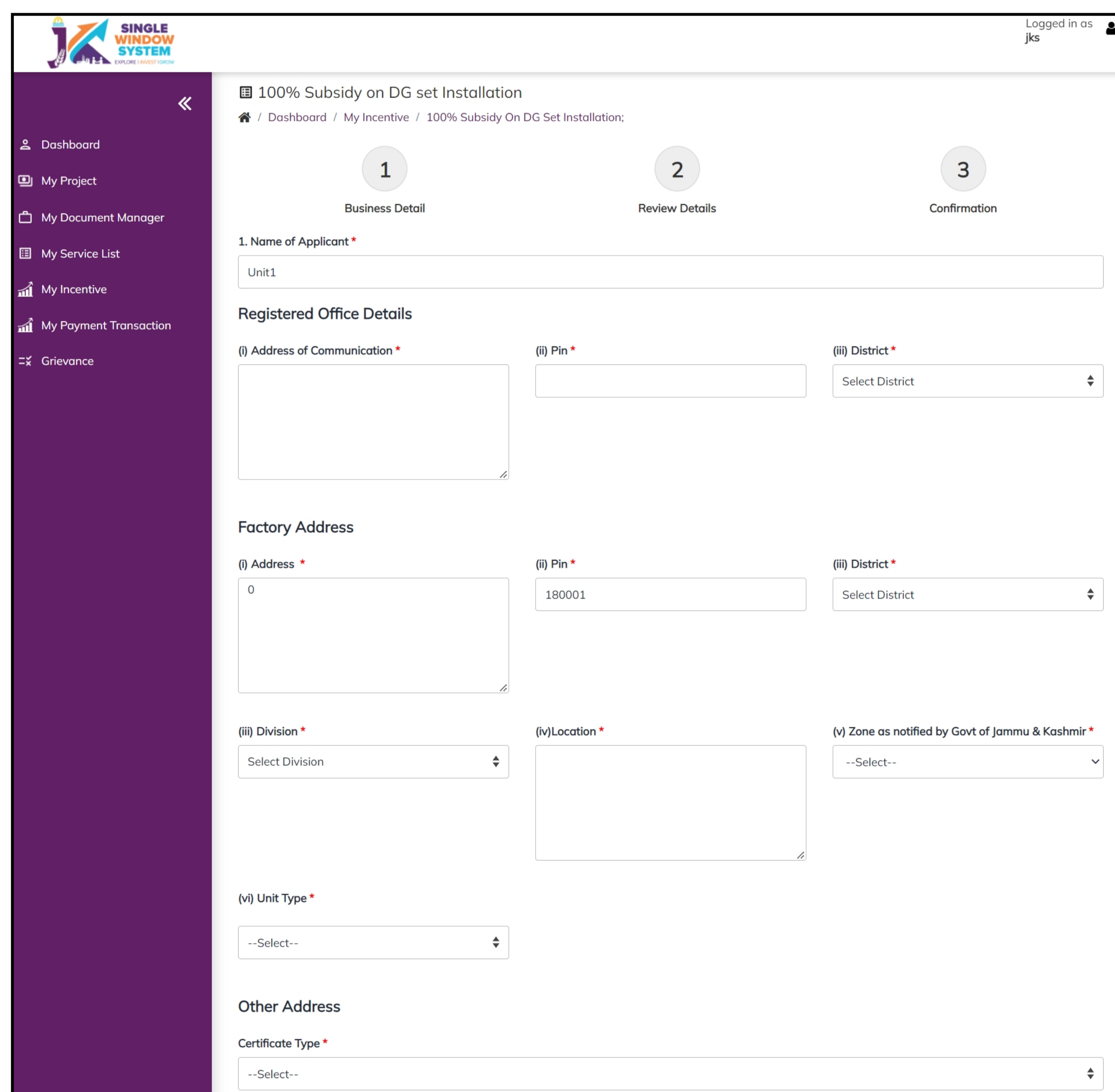
Show 10 entries

Department	Incentive Name	Stage	Timeline	Last Applied	Tracking Number	Due Date	Status	Action
Tourism	Renewal of Paying Guest House	Single	10					⋮
Tourism	Incentive - 100% subsidy on DG set Installation	Single	30					⋮
Tourism	Incentive - Subsidy on Green Environment Protection Incentive	Single	30					⋮
Tourism	100% subsidy on DG set Installation	Single	30					⋮
Tourism	100% subsidy on DG set Installation under Tourism	Single	30					⋮

Showing 0 to 0 of 0 entries

Previous Next

Now, the following form will open which you have to fill to proceed:



100% Subsidy on DG set Installation

Dashboard / My Incentive / 100% Subsidy On DG Set Installation

1 Business Detail

2 Review Details

3 Confirmation

1. Name of Applicant \*

Unit1

Registered Office Details

(i) Address of Communication \*

(ii) Pin \*

(iii) District \*

Factory Address

(i) Address \*

(ii) Pin \*

(iii) District \*

(iii) Division \*

(iv) Location \*

(v) Zone as notified by Govt of Jammu & Kashmir \*

(vi) Unit Type \*

Other Address

Certificate Type \*

**Name of Applicant-** Enter the name of the applicant here.

**- Registered Office Details -**

**Address for Communication-** Enter here the full address of registered office for communication.

**PIN-** Enter here the PIN Code of registered office.

**District-** Select the district from the dropdown list.

**- Factory Address -**

**Address-** Enter here the factory address.

**PIN-** Enter here the PIN Code of factory address.

**District-** Select the district.

**Division-** Select the division from the dropdown list.

**Location-** Enter the location here.

**Zone as notified by Govt of Jammu & Kashmir-** Select the Zone as notified by Govt of Jammu & Kashmir.

**Unit Type-** Select the unit type from the dropdown list.

**Certificate Type-** Select the certificate type from the dropdown list.

EM-II/ Udyam Registration/IEM

Number \*  Date \*

Date of Production authenticated by General Manager \*  Line of Activity \*

Constitution \*  Total Employment \*

Name

Name

DG Set Details

Total sanctioned Power \*  Unit \*

Details of Existing Gen Set (if any)

Make  Capacity  Unit  Year of Purchase

Details of Generator Set purchased newly

Date of Purchase \*  Capacity \*  Unit \*

Purchased from

Name \*  Address \*  District \*  Pin code \*

Cost of Genset with alternator \*  Invoice Number \*

Date of Installation of Generator \*  Amount of Central State subsidy if any (availed for the Genset earlier) \*

Documents

1. Bills invoices of DG set \*

2. CA certificate regarding investment made on purchase of DG set. \*

3. Satisfactory Commission certificate/sanction power load and fitness certificate in the format given refer Appendix-I \*

4. Installation of retrofitting emission control device/equipment as per the condition laid down by the Hon'ble Green Tribunal for DG sets of 125 KVA capacity & above. \*

5. Mode of payment from bank (if any). \*

6. Optional Document. \*

I hereby declare that the information given above and the statement and other documents enclosed are true & correct to the best of my/our knowledge.

**- EM-II/Udyam Registration/IEM -**

**Number-** Enter the EM-II number here.

**Date-** Enter the date here.

**Date of Production authenticated by General Manager-** Enter the date of production authenticated by general manager here.

**Line of Activity-** Enter the line of activity here.

**Constitution-** Select the constitution from the dropdown list.

**Total Employment-** Enter the total employment here.

**Name-** Enter the name here.

**- DG Set Details -**

**Total sanctioned Power-** Enter here the total sanctioned power to you for DG Set.

**Unit** - Enter here the unit.

**- Details of Existing Gen Set (if any) -**

**Make**- Enter the make of the existing DG set, if any.

**Capacity**- Enter the capacity of the existing DG set, if any.

**Unit**- Enter the unit of the existing DG set, if any.

**Year of Purchase**- Enter the year of purchase of the existing DG set, if any.

**- Purchased From -**

**Name**- Enter the name whom you purchased from.

**Address**- Enter the address where you purchased it from.

**District**- Select the district where you purchased it from.

**Pin code**- Enter the pin code where you purchased it from.

**Cost of Genset with alternator**- Enter the cost of genset with alternator.

**Invoice Number**- Enter the invoice number

**Date of Installation of Generator**- Enter the date of Installation of Generator.

**Amount of Central State subsidy if any (availed for the Genset earlier)**- Enter the amount of Central State subsidy if any.

**Documents :**

In the Documents section select the documents from the drop down menu. Select all the documents accordingly. If the document is not in the dropdown then you can add that document in document manager and your document will be then showing under the dropdown menu. After filling all the required fields, click on the **Submit** button to proceed.

You can view all the filled details. To change/modify any details click on the **Edit** button, else click on the **Continue** button. Now, 100% Subsidy on DG Set under Jammu and Kashmir Industrial Policy, 2021-30 is successfully added.